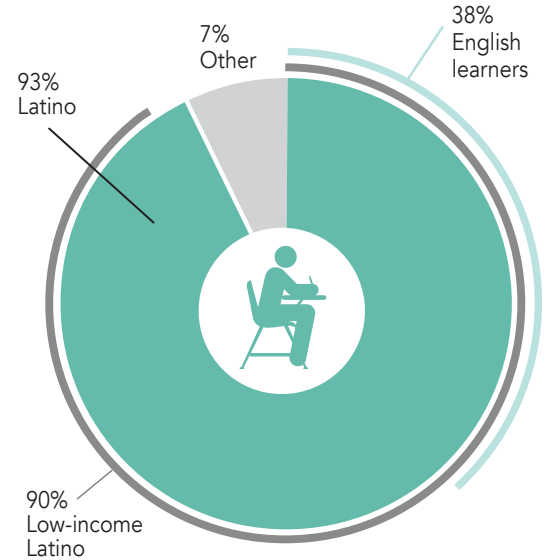




**OVERVIEW**

There are 22,395 students enrolled in public district and charter schools in Westlake/Pico Union. Latino students make up 93% of the student population in the region (20,810). 90% of students are low-income and Latino, and four in ten (38%) are English Learners. This data sheet shows how public district and charter schools in the Westlake/Pico Union area of LAUSD Board District 2 are serving its Latino students based on the latest state test scores in English and math, graduation rates, and the percentage of graduates that have completed the coursework necessary to be eligible to apply to a UC or CSU.

**DEMOGRAPHICS**



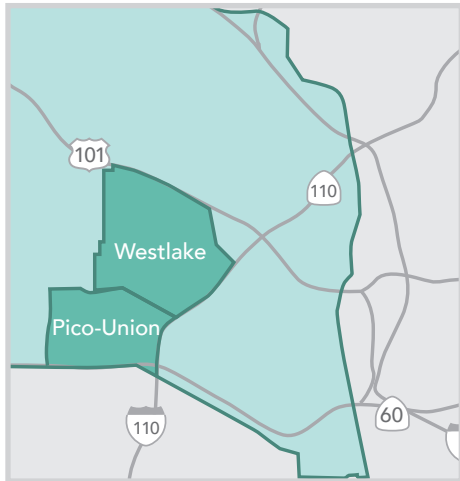
Source: California Department of Education, Enrollment, 2018-19.

**18**  
Elementary Schools

**13**  
Middle Schools

**13**  
High Schools

**QUICK FACTS**



- **Most students (60%) in Westlake/Pico Union attend traditional district schools.** Only 5% of those students attend a magnet district school. Charter schools enroll 40% of the region's students.
- **Only 37% of Latino students are on grade level in English and 27% are on grade level in math.**
- **Many Latino students in Westlake/Pico Union don't feel safe around their school.** According to the 2018-19 LAUSD School Experience Survey, 29% of Latino students in Westlake/Pico Union don't feel safe at school and 41% don't feel safe in the neighborhoods around their school.

**PERFORMANCE OF WESTLAKE/PICO UNION SCHOOLS**

Out of 44 schools in Westlake/Pico Union, only 6 reach the statewide average in English and math and 5 are close to reaching the statewide average (within 10%)



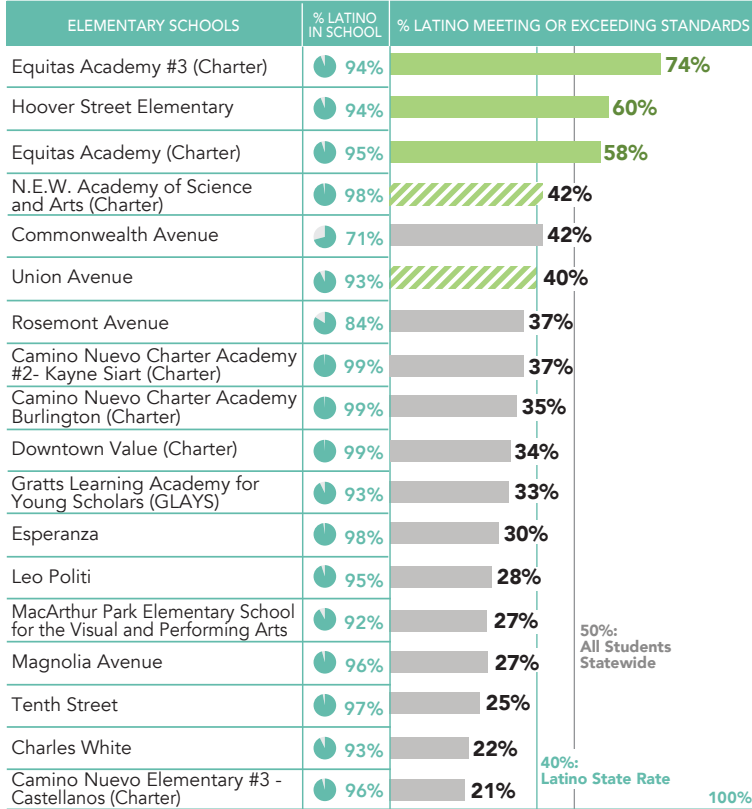
# Latino Student Spotlight - Elementary and Middle Schools

Most elementary and middle school students in Westlake/Pico Union are Latino and 42% are English learners. This spotlight includes all of the elementary and middle schools in Westlake/Pico Union serving 20 or more Latino students.

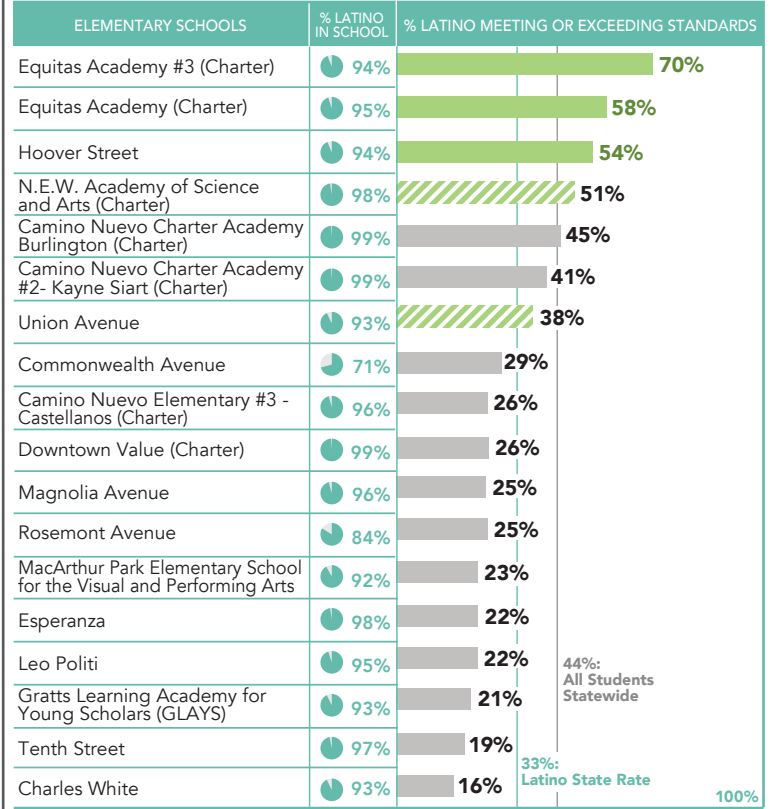
Out of 18 elementary schools, only three reached the state average in both subjects for their Latino students and two are close to reaching the state average. Out of 13 middle schools, only one reached the state average in both subjects for their Latino students and three are close to reaching the state average.

## ELEMENTARY SCHOOLS

### ENGLISH

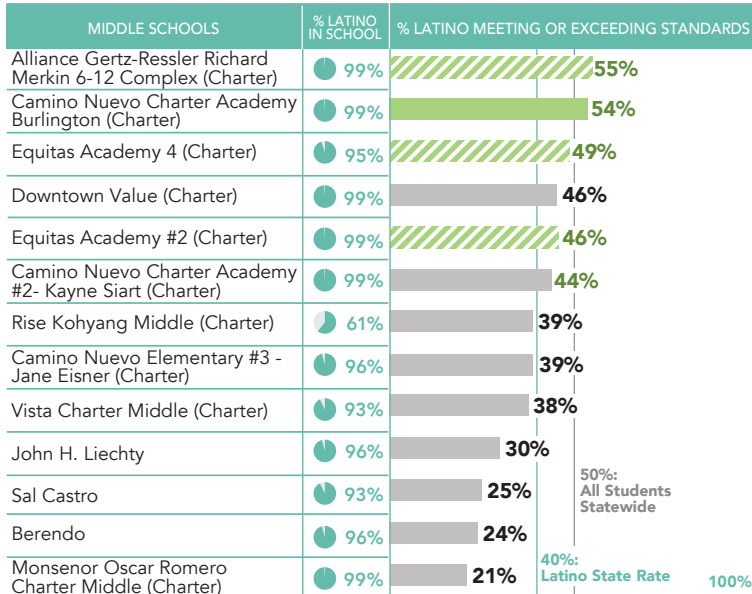


### MATH

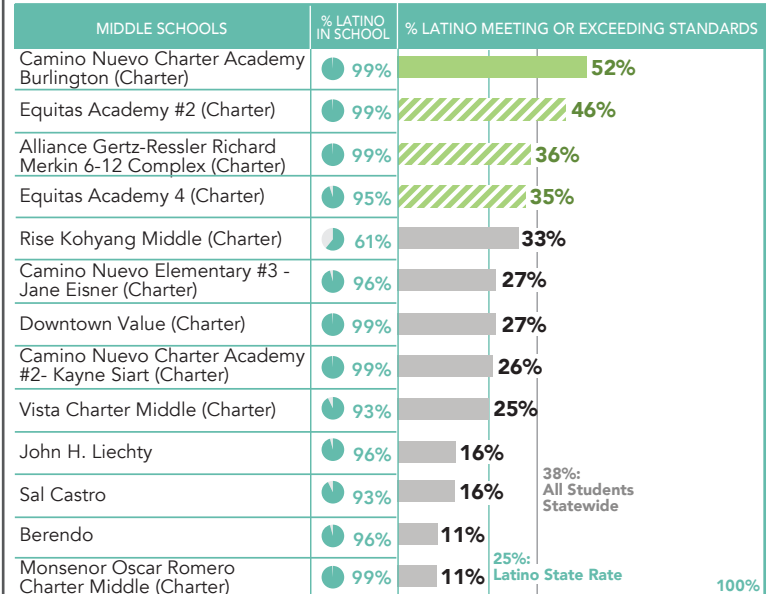


## MIDDLE SCHOOLS

### ENGLISH



### MATH



Reached/exceeded the state average in English and math for Latino students

Close to reaching the state average (within 10%) in English and math for Latino students

Source: California Department of Education, California Assessment of Student Performance and Progress (CAASPP), 2018-19

Note: Schools with data highlighted in green have reached or exceeded the state average in English and math for their Latino students.

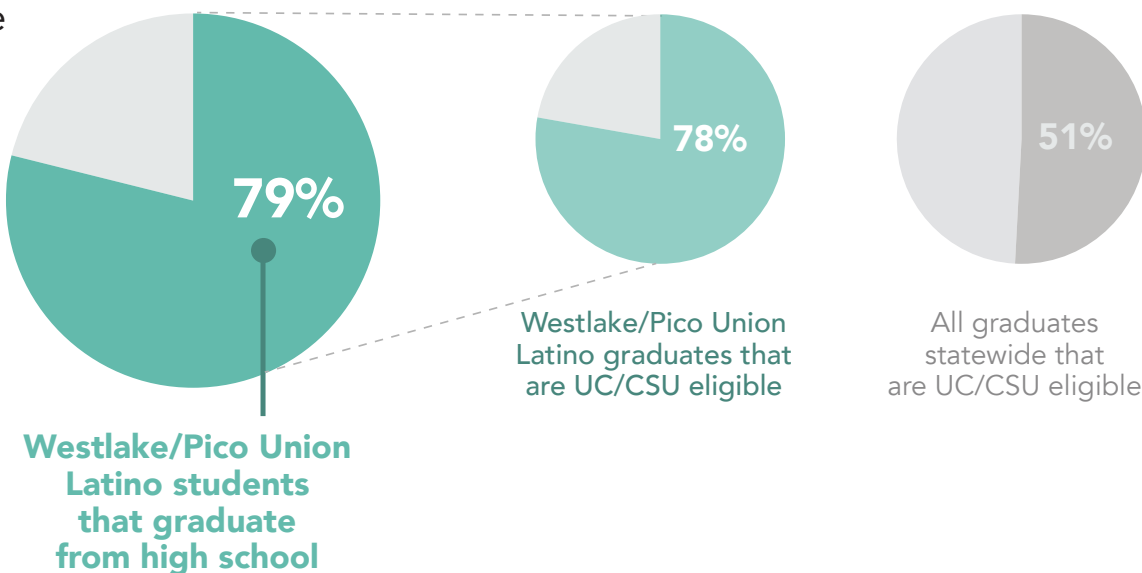
Note: Schools with nontraditional grade spans are included more than once on this sheet. Performance data was calculated with publicly-available data, and may be limited for some schools due to data suppression by the California Department of Education.

## Latino Student Spotlight - High Schools

Most high school students in Westlake/Pico Union are Latino and 26% are English learners. This spotlight includes all of the high schools in Westlake/Pico Union serving 20 or more Latino students. Out of 13 high schools in Westlake/Pico Union, only two reached the state average in English and math for their Latino students.

HIGH SCHOOLS	% LATINO IN SCHOOL	% LATINO MEETING OR EXCEEDING STANDARDS	% LATINO GRAD RATE	% LATINO UC/CSU ELIGIBILITY
Alliance Gertz-Ressler Richard Merkin 6-12 Complex (Charter)	99%	ENGLISH 84% MATH 59%	97%	100%
Alliance Ted K. Tajima High (Charter)	95%	ENGLISH 75% MATH 54%	96%	98%
Rise Kohyang High (Charter)	56%	ENGLISH 67% MATH 21%	No data*	No data*
Camino Nuevo High #2- Temple (Charter)	97%	ENGLISH 65% MATH 16%	90%	100%
Camino Nuevo Charter High-Miramar (Charter)	97%	ENGLISH 58% MATH 12%	76%	100%
Contreras Learning Center-Academic Leadership Community	96%	ENGLISH 45% MATH 22%	63%	65%
West Adams Preparatory High	92%	ENGLISH 41% MATH 22%	82%	63%
School of Business and Tourism at Contreras Learning Complex	94%	ENGLISH 41% MATH 17%	83%	71%
University Preparatory Value High (Charter)	95%	ENGLISH 39% MATH 14%	95%	93%
Contreras Learning Center-School of Social Justice	96%	ENGLISH 34% MATH 8%	77%	76%
Belmont Senior High	88%	ENGLISH 30% MATH 12%	66%	62%
New Village Girls Academy (Charter)	85%	ENGLISH 35% M 0%	35%	100%
Contreras Learning Center-Los Angeles School of Global Studies	95%	ENGLISH 24% M 6%	69%	50%
		32%: Overall Math State Rate	57%: Overall English State Rate	50%: All Graduates Statewide

**79%** of Latino students in Westlake/Pico Union graduate  
**78%** of those graduates are UC/CSU eligible compared to only **51%** of all graduates statewide



Source: California Department of Education, four-year cohort graduation rates and University of California/California State University (UC/CSU) eligibility, 2018-19.

\*These schools have unreported data because they did not have graduating 12th grade students in 2018-19.

Source: California Department of Education, California Assessment of Student Performance and Progress (CAASPP), 2018-19. California Department of Education, four-year cohort graduation rates and University of California/California State University (UC/CSU) eligibility, 2018-19.

Note: Schools with nontraditional grade spans are included more than once in this sheet. Performance data was calculated with publicly-available data, and may be limited for some schools due to data suppression by the California Department of Education.



**Innovate**  
Public Schools

[www.innovateschools.org](http://www.innovateschools.org)

Central City Neighborhood Partners, 501 South Bixel Street, Los Angeles, CA 90017 | 323.364.5420